



How to deposit and withdraw from inside the cabin

STP TRADING

WWW.STPTRADING.IO





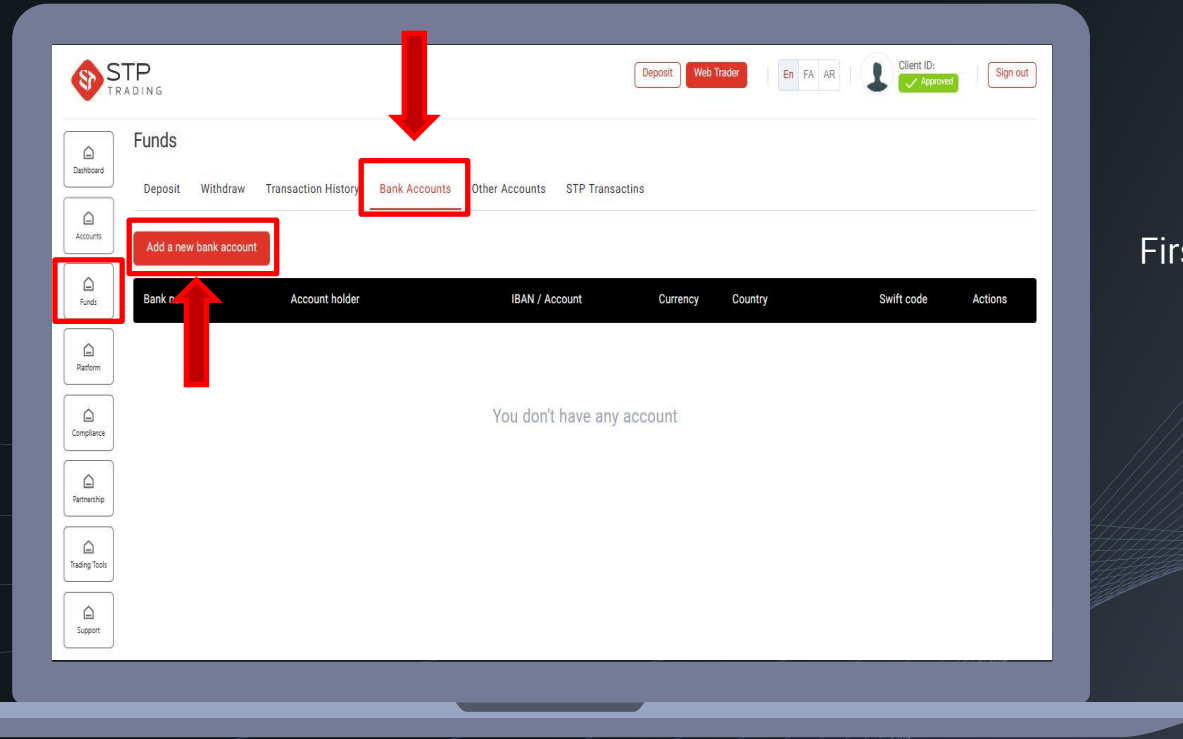
How to add an account from inside the cabin

STP TRADING

WWW.STPTRADING.IO



How to add an account from inside the cabin STP TRADING



First, enter your personal cabin,
from the financial section,
bank accounts,
click on the option to
create an account

STP TRADING

Deposit Web Trader En FA AR Client ID Approved

Funds

Dashboard Accounts Funds Platform Compliance Partnership Trading Tools Support

Deposit Withdraw Transaction History **Bank Accounts** Other Accounts STP Transactins

Create Bank Account

Create Bank Account

Bank account information

| | |
|----------------------|-----------------------|
| Name under account * | Bank Name * |
| Bank Account Number | Street Address * |
| IBAN Number | Bank City * |
| Swift / BIC Code | Bank State/Province * |
| Country * | Currency * |

Cancel Create Bank Account

Enter your account information
correctly and **carefully**

After entering the information,
click on the **create account** option

How to add an account from inside the cabin STP TRADING

The screenshot displays the STP TRADING web interface. At the top, there is a navigation bar with the STP TRADING logo, a 'Deposit' button, a 'Web Trader' button, language options (En, FA, AR), a user profile icon, a 'Client ID: Agreement' status, and a 'Sign out' button. Below the navigation bar, there is a 'Funds' section with a sub-menu containing 'Deposit', 'Withdraw', 'Transaction History', 'Bank Accounts', 'Other Accounts', and 'STP Transactins'. The 'Other Accounts' option is highlighted with a red box and a red arrow pointing to it. Below the sub-menu, there is an 'Add account' button, also highlighted with a red box and a red arrow pointing to it. Below the button, there is a table with the following columns: 'Name', 'Account ID', 'Provider', 'Preferred Currency', 'Notes', and 'Actions'. The table is currently empty.

To register an account through other methods, click on the option to add an account

STP TRADING

Deposit Web Trader En FA AR Client ID Approved Sign out

Funds

Dashboard

Accounts

Funds

Platform

Compliance

Partnership

Trading Tools

Support

Deposit Withdraw Transaction History Bank Accounts **Other Accounts** STP Transactins

Create Account

Account Information

Type* 3 Name* 1

Provider* 4 Address ID* 2

Preferred Currency 5

Notes

Drag and Drop your account QR code

UPLOAD

Cancel Create

- 1- Enter the name and surname of the account holder
- 2- Enter your address ID
- 3- Choose your type of currency
- 4- Enter your service provider
- 5- If requested, you can enter your preferred currency

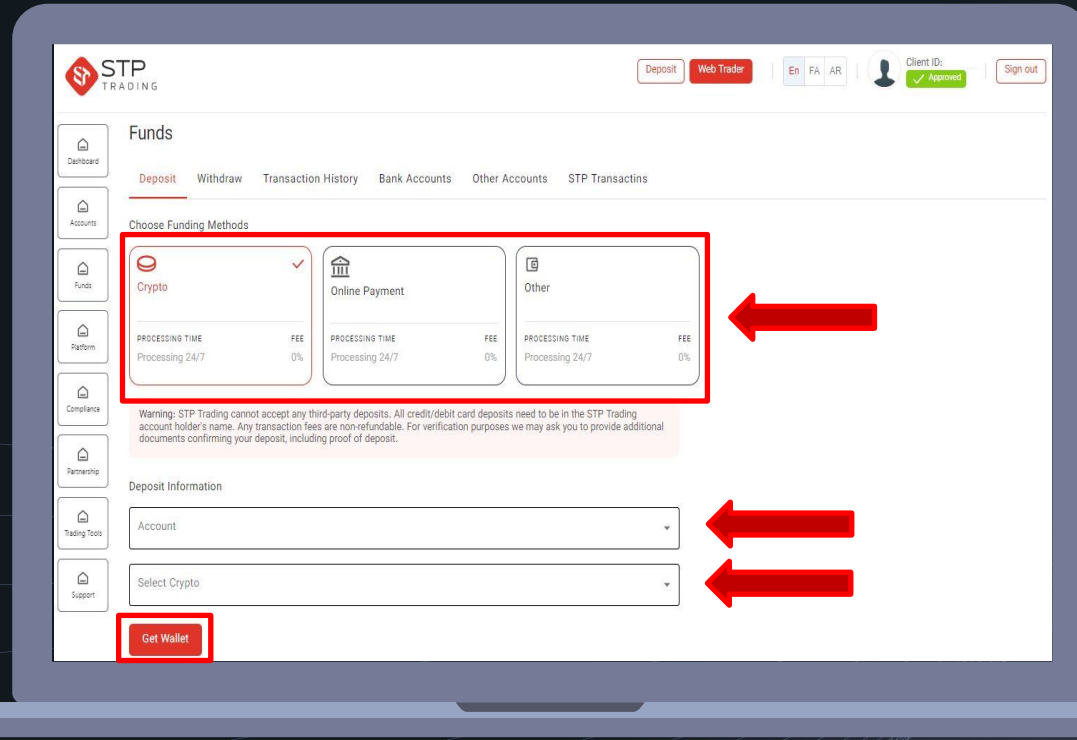


How to deposit from inside the cabin

STP TRADING

WWW.STPTRADING.IO





Choose your deposit method

Select your account

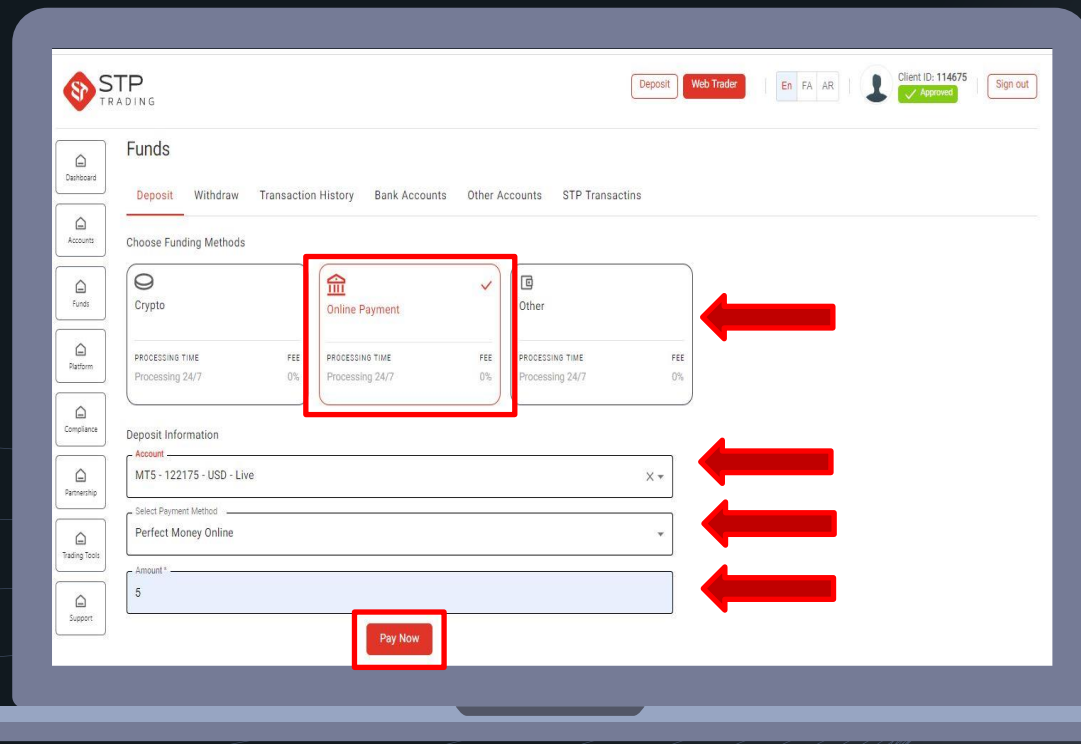
Select your currency type



How to deposit from the Perfect Money portal inside the cabin
STP TRADING

WWW.STPTRADING.IO



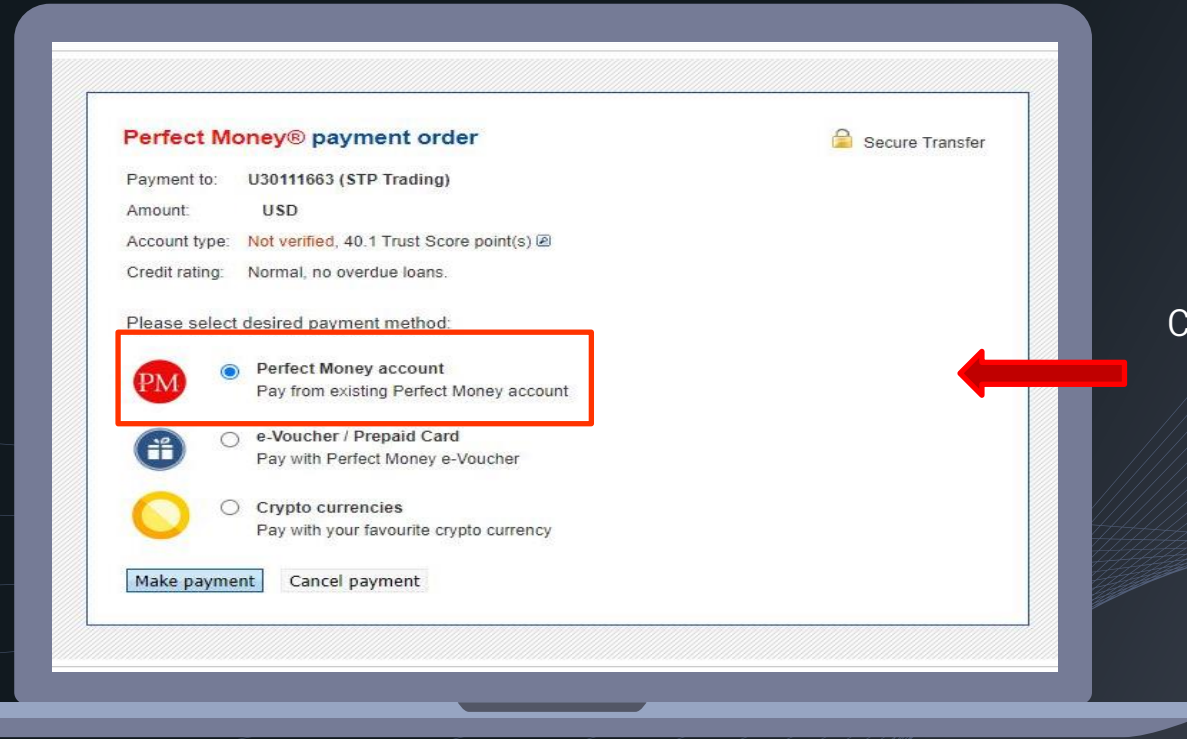


Choose an online payment method

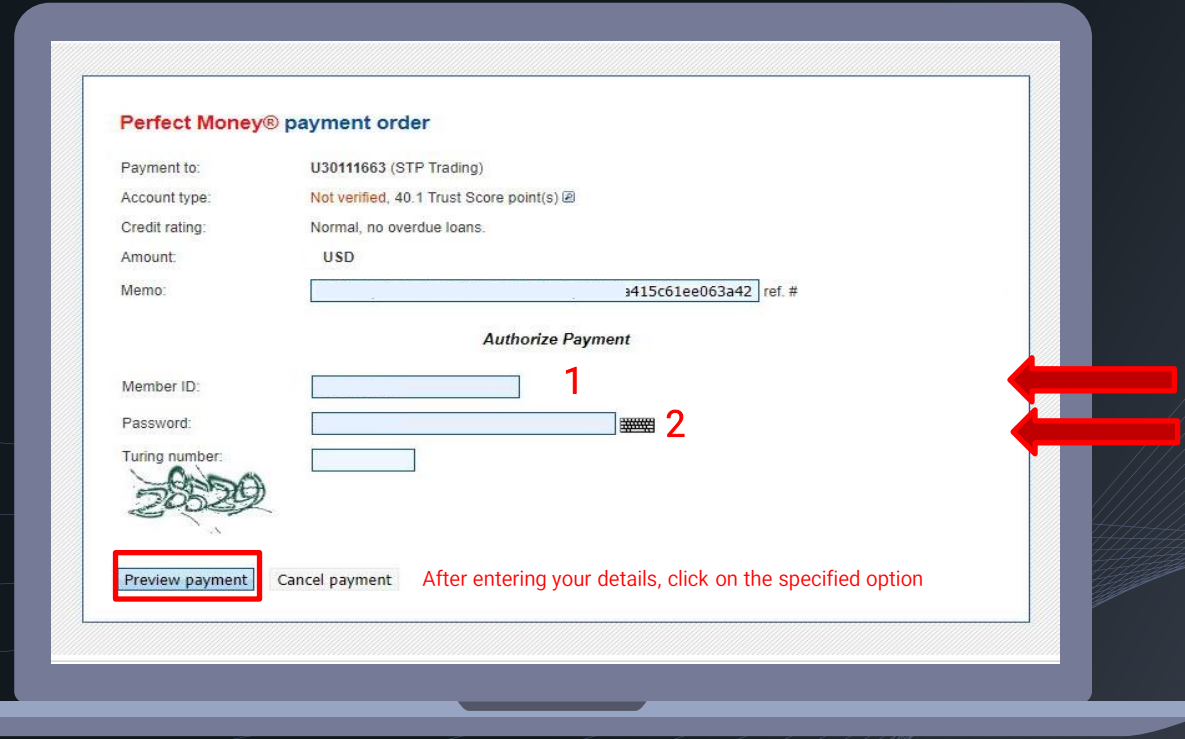
Select your account

Select the Perfect Money payment type

Enter the desired amount



Choose the payment method through Perfect Money



Perfect Money® payment order

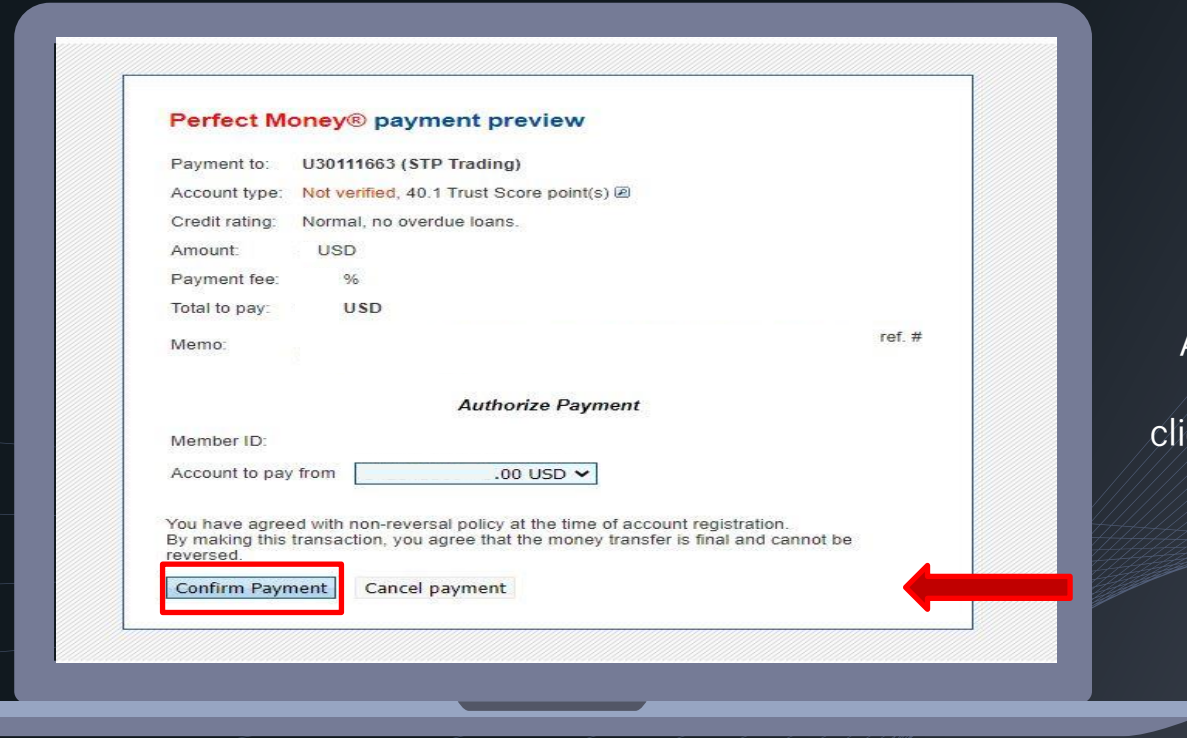
Payment to: U30111663 (STP Trading)
Account type: Not verified, 40.1 Trust Score point(s) ⓘ
Credit rating: Normal, no overdue loans.
Amount: USD
Memo: ref. #

Authorize Payment

Member ID: 1
Password: 2
Turing number:

After entering your details, click on the specified option

- 1- Enter your Perfect Money user ID
- 2- Enter your Perfect Money password



After confirming the entered information, click on the final payment option

Perfect Money® payment complete

Batch # 517374302

Paid from
account:

Paid to
account: U30111663 (STP Trading)

Amount: USD

Memo:



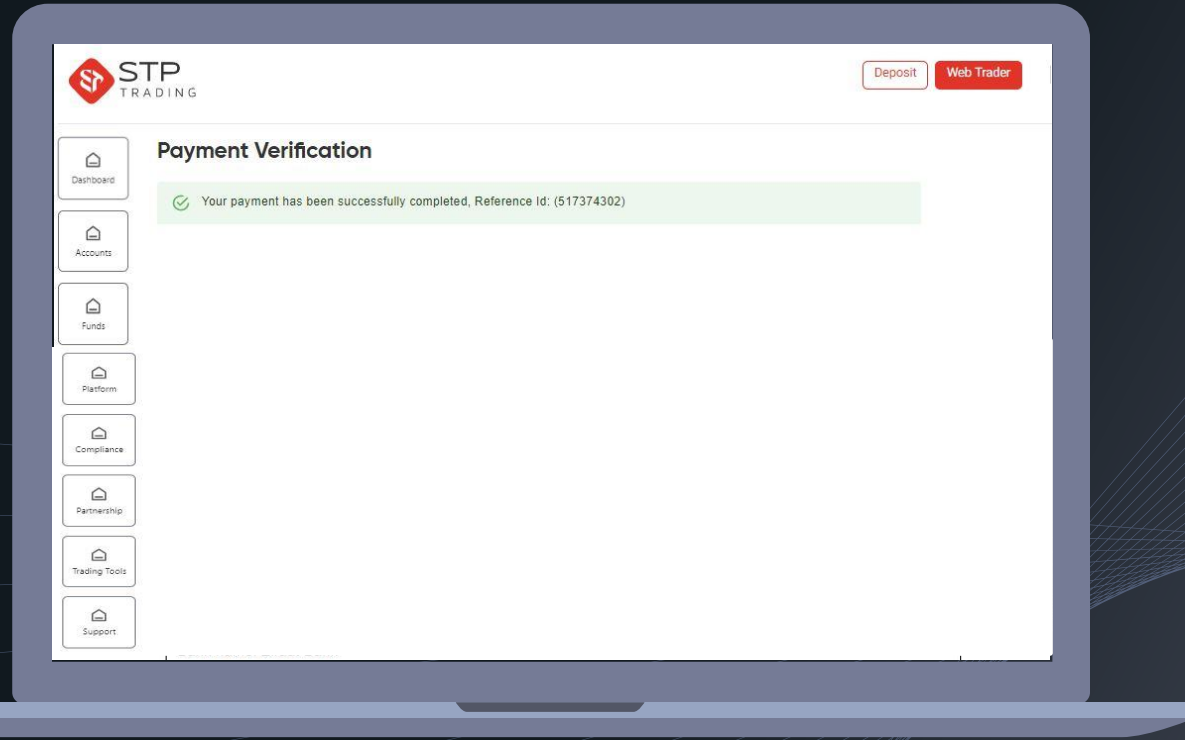
The payment was successful

Your batch number for confirmation is

Thank you for using Perfect Money.



Finally, click on the continue option



Your deposit has been
made successfully

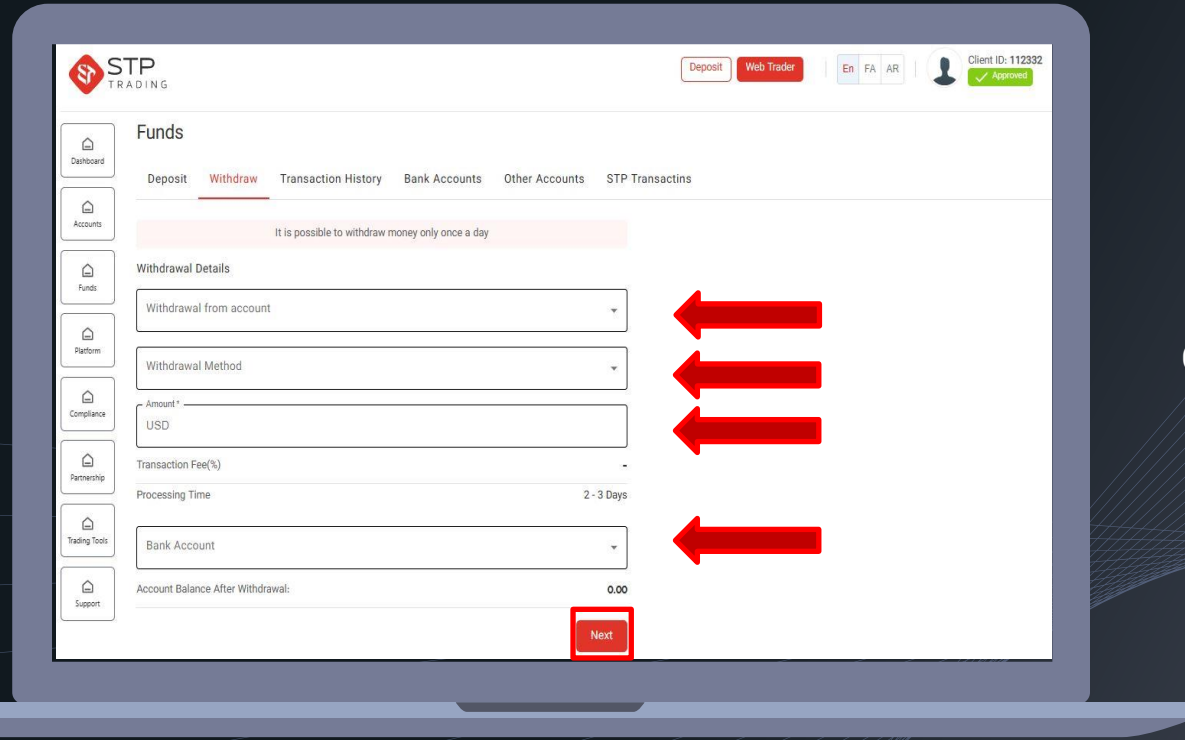


How to withdraw from the cabin

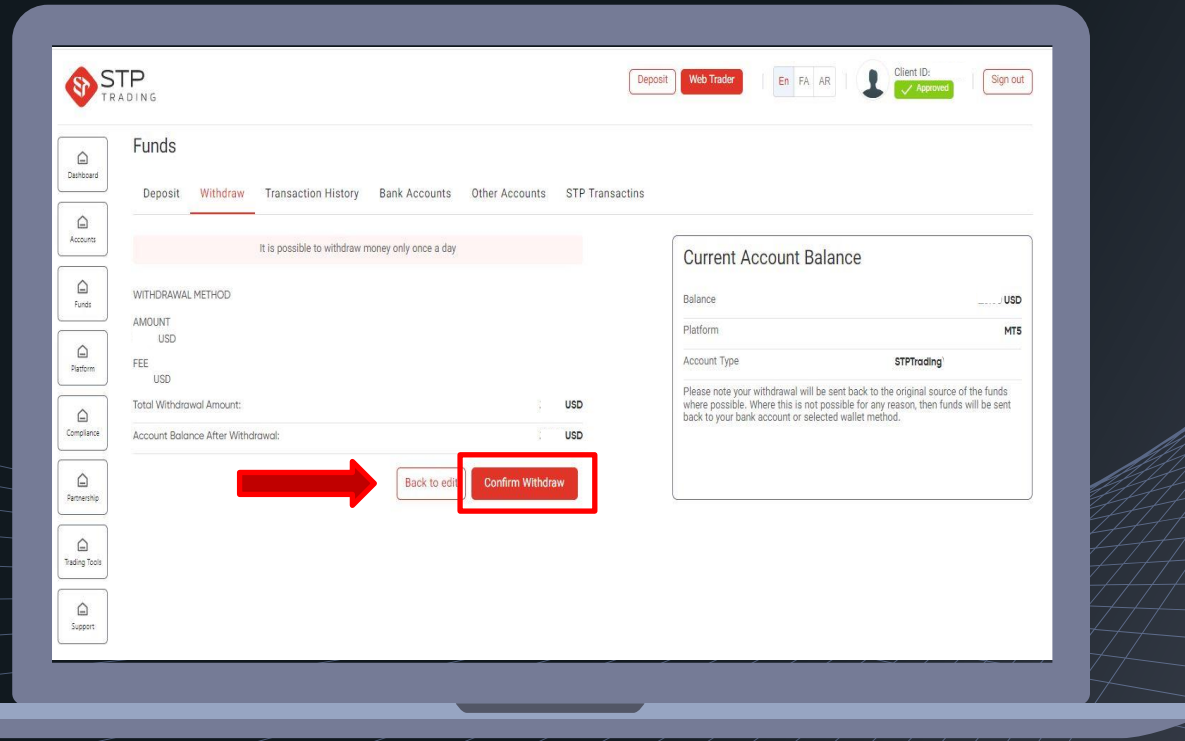
STP TRADING

WWW.STPTRADING.IO

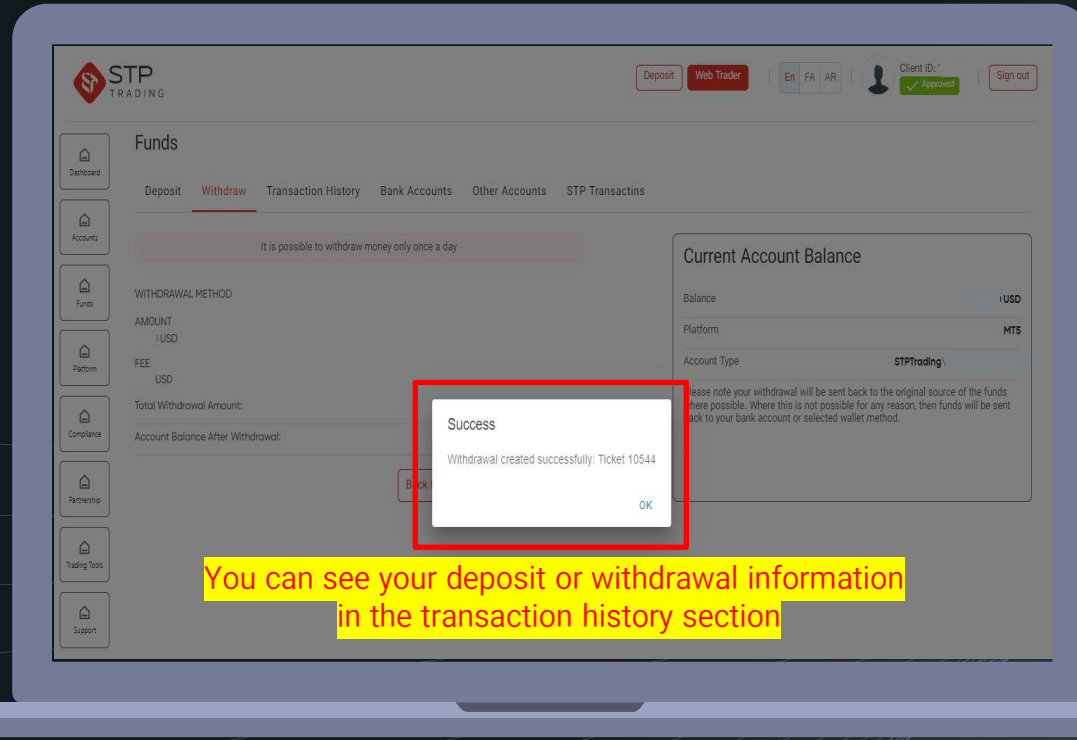




- Select your account number
- Choose your withdrawal method
- Enter your withdrawal request amount
- Select the bank account you registered



If you are sure of the information, confirm the option to withdraw from the account



Your withdrawal has been made **successfully**

You can see your deposit or withdrawal information in the transaction history section



STP Trading is one of the fewest **NDD** trusted brokers which provides safe services to the traders around the world. All STP Trading accounts are connected to the major reference Banks in England, USA, etc. Experience all types of STP Trading accounts with tight floating spreads on a fast platform.

